










# WD3S1043BW3


# Hisense



-  A Class
-  Auto Wash
-  Big LED Control Display
-  Delay End
-  Energy Monitoring
-  Hygiene Guard
-  Pause & Add
-  Steam Wash
-  Self Diagnostic

Washing energy efficiency class: <b>A</b>
Drying energy efficiency class: <b>D</b>
Spin drying efficiency class: <b>B</b>
Noise spinning class: <b>A</b>
Washing capacity: <b>10.5 kg</b>
Drying capacity: <b>1-6 kg</b>
Durable Inverter
Spin speed 1/1, 1/2, 1/4: <b>1400 / 1400 / 1400</b>
Washing capacity: <b>10.5 kg</b>
Drying capacity: <b>1-6 kg</b>
Loading position: <b>Front</b>
Drum type: <b>RainDrop drum</b>
Door opening angle: <b>135 °</b>
Wi-Fi operation: <b>Integrated</b>
ConnectLife
Type of display: <b>LED display</b>
Temperature setting
Cold wash: <b>15 °C</b>
DelayEnd
Audio signal
19 programmes
Programmes: <b>Cotton, Synthetics, Wool, Drum Clean</b>
Special programmes: <b>Auto Program / Steam Refresh / Wash&amp;Dry</b>
Programmes: <b>Bedding, SteamRefresh, Quick Pro - effective quick programme, Mix dry, Baby Care, Down, Allergy Care, Remote control</b>
Prewash
Temperature setting
Quick wash programme
Steam function
Steam Mix
Laundry adding
Audio signal
Electric heater
Power JetWash
Overflow protection
Lockable control panel
Water consumption per cycle for the Eco program 40–60 °C: <b>43 l</b>
Water consumption (washing+drying): <b>89 l</b>
Energy consumption per 100 cycles (washing + drying): <b>305 kWh</b>
Noise level spinning: <b>72 dB(A)re 1 pW</b>
Energy consumption per 100 cycles (washing): <b>52 kWh</b>
Energy consumption per cycle for the Eco program 40–60 °C: <b>0.52 kWh</b>
Program duration (washing+drying): <b>479 min</b>
Duration of Eco programme: <b>239 min</b>
Dimensions (W×H×D): <b>59.5 × 84.5 × 59 cm</b>
Dimensions of packed product (W×H×D): <b>64 × 88.5 × 67.8 cm</b>
Net weight: <b>70 kg</b>
Gross weight: <b>73 kg</b>
Connected load: <b>1,750 W</b>

 Smart Assist

 Wash&Dry 60'

 Lint Auto Clean

 Jet Wash

Nominal current of fuse: **10 amp**

Product code: **20013535**

EAN code: **6901101830159**